

# Notes for the Preparation of the Annual Show and Show Plant Sales<sup>1</sup>

## FINAL PREPARATION FOR THE SHOW

The process of selecting the plants you are thinking of putting in the show can be daunting but not too difficult.

The best advice to all members is **do not be too hard with your own assessment** when deciding what plants to enter. **You could easily leave a plant at home that could be a winner.**

When you have made your selection, go through the scale of points that the judges will use, to see if you are in the right ballpark for an entry.

The judges will use the following scale of points

1	Symmetry or Form	30 points
2	Quantity of Blooms	30 points
3	Condition	25 points
4	Size & Type of Blossom	10 points
5	Colour of Blossom	5 points

### SYMMETRY

Points are deducted for lack of perfection. Very few plants in any Division have perfect symmetry. Remove baby leaves. If in doubt, leave a leaf on rather than leaving a gap.

### QUANTITY OF BLOOMS

Do not be too hard with your own assessment regarding the quantity of blooms. We have experienced a difficult growing season and from what I have been told a lot of plants have bloomed too early or they haven't thrown up the quantity of blooms that we would like to have.

If the plant has good symmetry and even a small quantity of blooms, I recommend you enter the plant in the Show.

### SIZE & TYPE OF BLOSSOM

Points are deducted if the blooms are not the size normal for the variety. I recommend that you leave all blooms on that are in good condition.

### COLOUR OF BLOSSOM

Generally judges will only deduct points if the colour is completely different from the Master List description.

### MINIATURES

Make sure your plants comply with the following.

**Semi-miniatures should not exceed 8 inches (200mm) in diameter.**

**Miniatures should not exceed 6 inches (150mm) in diameter.**

### GROOMING

When you have made your selection go over your plants and look for the following:

- 1 Check for long necks, carefully repot.
- 2 Spent blooms. Remove all spent or faded blooms.
- 3 Remove smaller baby leaves
- 4 Clean the leaves.
- 5 Check to make sure the pot is clean.
- 6 Remove any growing aides, e.g. Training sticks.
- 7 Check for suckers.
- 8 Make sure your name is in the outer slip pot.
- 9 When it is ready ...try not to drop it...!

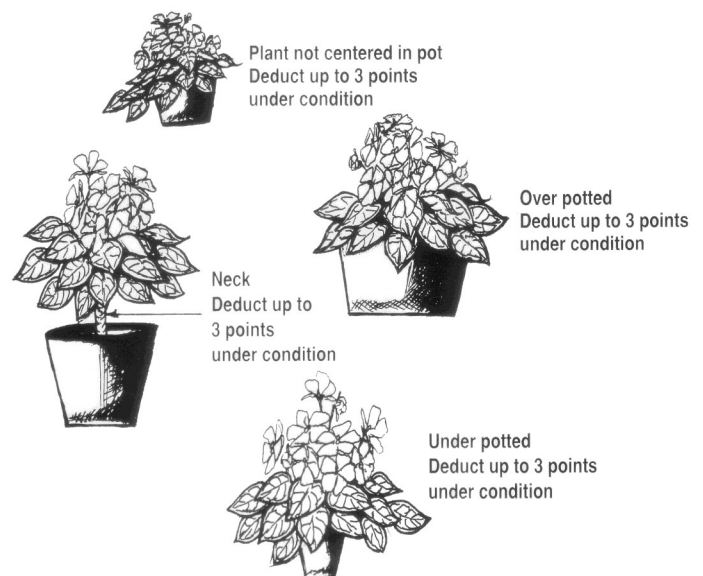
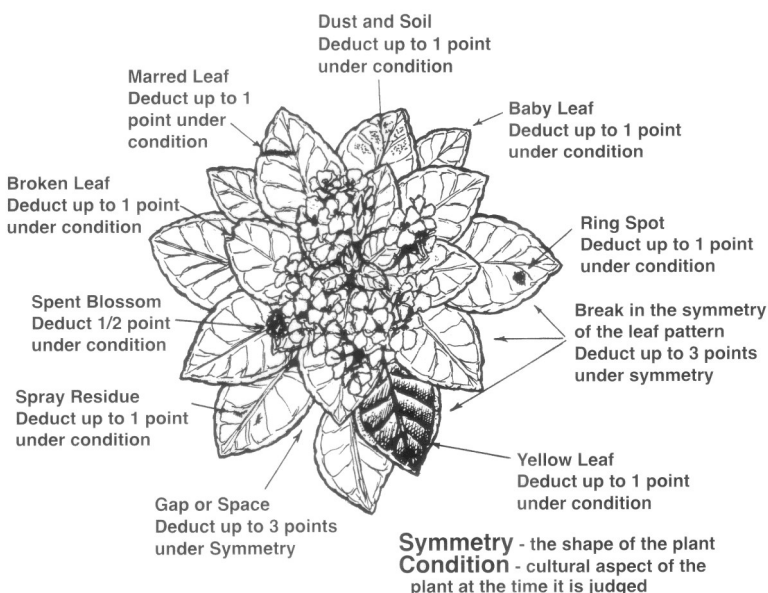
A table for grooming your plants will be placed near the Show Tables.

### PLEASE DO NOT GROOM YOUR PLANTS ON THE SHOW TABLE

When all is done place your plant on the table in your division and class next to it's entry card. If in doubt ask the show manager or a steward. Good luck

# JUDGING THE SHOW PLANT

Compiled by Bill Foster and Mary Ann Corrigan



## SHOW PLANT SALES

2

We need as many African Violets and other Gesneriads as you can grow, to sell on the Trading Tables at the Annual Show.

The Committee has endorsed the following rules.

**In order to place plants for sale on the Trading Table, members must enter at least one plant in any of the classes 1 to 27**

**All plants should be well groomed, healthy, well established in their pots and free from diseases and pests. Plants may be declared unfit or unacceptable for sale at the discretion of the Show Manager or his delegate if in their opinion the plant does not comply with Society standards.**

All plants must be in conventional pots. Plants in food or drink containers will not be accepted.

All plants should have a removable label, preferably five inch or spear type label (as per diagram) The pot must have the plant name clearly written on the side of the pot. The labels are removed from the pot when the plant is sold. The label is subsequently returned to the owner and is a record of the plants sold.

The labels should have the following details written on them. At the top of the label the price of the plant; please make this in **multiples of 50c**. Down the centre of the label the name of the plant and if no flowers, the colour. At the bottom of the label, grower's name or initials.

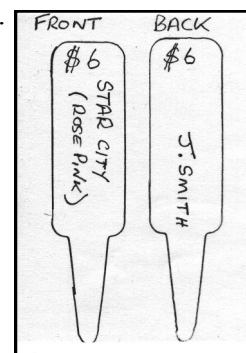
A supply of boxes or containers suitable for buyers to carry plants home, will be appreciated.

Plants can only be placed on the Trading Table at the direction of the person delegated as the person in charge.

It is the members' responsibility to price their plants. A price that is too high may result in you taking them home again after the show. Flowering plants are usually the best sellers.

Members must be prepared to pick up any unsold plants at the close of the show on Sunday 4.00 pm. The Show Manager cannot be held responsible for any plants that remain.

The African Violet Society of South Australia Inc. will retain 10% of the selling price of their plants and the remaining 90% will be returned to the plant grower at the following meeting.



### POTS

Members who enter plants in the Show are required to put the pot inside another pot lined with plastic to prevent any moisture getting on the covering of the show bench table. If you have nominated to sell the plant, please put your name or initials inside the outer pot and they will be returned to you at the next meeting.

### SALE OF SHOW PLANTS

If you wish to sell your Show Plants, from the show bench, place the price you require for the plant on the entry form in the space provided. Your plant will then be marked as a sale plant with the price on the identification tag giving class and entry number.

### ENTRY FORM COMPLETION

As previously stated members must ensure that when completing their entry form the plant is entered in the correct class. If in doubt would the member seek assistance from a member of the Committee before completion of the form. Considerable difficulty is sometimes experienced when it is found that the plant is entered in an incorrect class. **So Please Ask For Help....**

Our computer at each meeting has all the information you need to check your plants correct class.

All plants are allocated a space on the show table in the class as entered on the entry form. To move the plants can cause a major upheaval. If the plant is nominated for and placed in an incorrect class, it can result in the plant being disqualified and not judged.

### LEAVES

The Society would appreciate the bagging up and donating of any spare leaves you have to supply public demand and to raise funds for the Society over the show weekend.

We use the leaves for starter packs and leaf sales. Please write the name of the plant and the colour of the bloom on the bag.

### Boxes

Also boxes and cartons to put plants in would be appreciated.